

Specimen Test Kit Contents:



- Test vials
- Requisition form
- Reusable bag with absorbent orange shipping pad
- UPS return shipping label

Write name and date of birth on all vials and on front of requisition form.

Kit box contents will vary depending on the test ordered. The number of vials may differ from the picture above.

Types of test vials:



H Vial
Saliva
(Blue Cap)



F/L Vial
Saliva
(Green Cap)



A Vial
Stool
(Brown Cap)



B Vial
Stool
(Brown Cap)

Who is DiagnosTechs?

Established in 1987, DiagnosTechs was the first lab to introduce salivary hormone testing to the market. Expanding to include stool, urine, hair, and nails, our lab now offers a wide variety of non-invasive health tests nationally and globally.

Some of Our Tests:



Adrenal Stress Index

The first test of its kind on the market, the ASI measures cortisol production and adrenal fatigue.



Toxic Metals and Elements

The first-ever salivary toxic metals and elements test. Also provided as urine, hair, and nail test panels.



Female Hormone Panels

Measuring female hormones at a glance or over the course of an entire cycle.



Male Hormone Panels

Measures 7–9 different hormones involved in male reproductive and sexual function.



Gastrointestinal Health Panels

Measures the overall health and function of the gastrointestinal tract noninvasively.



Bone Health Panel

Measures 6 different hormones through saliva, as well as a key bone biomarker in urine.

Non-Invasive • Convenient • Precise

General Specimen Collection & Shipping Instructions

Please see your test kit for specific collection instructions and vials needed.

Type of Collection:
Saliva & Stool



800.878.3787 · Diagnostechs.com

Stool Collection Instructions

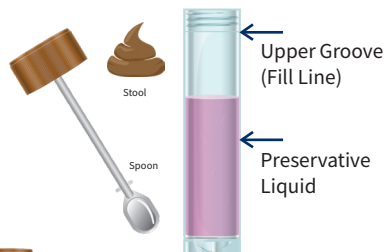
STOP - Be sure to follow all detailed instructions provided in your kit.

If liquid spills from vial, please contact your provider for a replacement. To avoid need for recollection, add stool sample until liquid reaches upper groove of vial (located just below bottom edge of lid).

Do not freeze stool collections.

Step 1:

Collect stool on plastic wrap, then transfer enough to raise liquid in vial to the upper groove (Located at base of lid)



Step 2:

Use spoon to break up clumps and stir thoroughly.



Step 3:

Remove spoon from lid. (Discard spoon.)



Step 4:

Cap tightly. Shake vigorously for 1 minute. **Refrigerate vial until ready to ship.** (Do not include spoon.)



Saliva Collection Instructions

Step 1:

Collect liquid saliva directly into the vial.




Step 2:

Fill to the fifth line from the bottom (5ml) **excluding foam** (approximately 3/4 full).



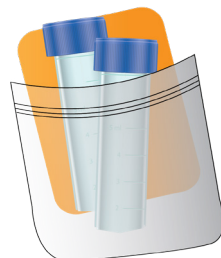
Step 3:

If too much foam is present to collect to the fifth line of the vial, cap vial tightly and place in the freezer for 2-3 minutes. Remove vial from freezer, tap it on a tabletop to settle the foam and resume filling to 5ml line.



Step 4:

Recap the vial tightly, place in reusable bag with the absorbent orange shipping pad and **refrigerate.**



Mail all samples together as soon as possible within three days of collection.

Be sure to follow all detailed instructions provided in your kit.

Storage & Shipping

Storage & Shipping Instructions:

- Complete the patient portions of the test requisition form (front and back).
- Write patient's name and date of birth on all vials.
- Write name and address on top of shipping box.
- Ship all samples together within 1-3 days of last collection. (Keep refrigerated).
- Be sure required test orders are marked on the form. If they are not marked, please contact your provider for test orders.
- Include check or credit card information and copy of Medicare or insurance card if applicable. Please do not send cash.
- Place vials, requisition form, and payment into shipping box.

US Domestic:

Tuck front flap into box and seal with UPS mailing label (included in box). Place label within dashed lines and adhere over front edge. Send from your most convenient UPS location. Replacement and expedited UPS labels are available on our website.

International:

Delivery charges do apply.

Seal box with clear tape. International deliveries should be addressed to the physical address only (see address provided below). Deliveries can be made Monday through Friday via a private courier of your choice. Discounted return UPS labels are available on our website.

Ship To:

DiagnosTechs, Inc.
Clinical & Research Laboratory
840 S 333rd St.
Federal Way, WA 98003 USA

Learn More:



Scan this code to visit our website